
School Newsletter



Dear Parents,

This week we had our first celebration assembly and what a wonderful assembly it was. A time to reflect on the week and the success the children have had both in and out of school. It was a pleasure to give out the 'Star of the Week' and Forest School certificates and our new 'School Value' certificates. It is wonderful to hear the children talking about themselves positively and recognising when others demonstrate our school values. We have high expectations of all the children at school and we believe they are capable of greatness – it's been wonderful to see them believe this about themselves too. If the children receive special awards and certificates for their achievements outside of school, these can be brought into school to present in the celebration assembly. Please pass them to Mrs Nash with a name and note to explain the achievement.

We are looking forward to inviting you into school for the upcoming parent's evenings and sharing all the fantastic work the children have accomplished so far this half term. Bookings are now being taken.

- Small but Mighty!



Classroom News

Nursery and Reception

This week Stoke class learnt about South African Independence Day from Alice. They saw photos of her time living there, tasted foods and listened to music. A wonderful, rich learning experience.


We had a friendship café set up in the class to focus on language and communication skills. The children chose a friend to sit with, made and buttered their own toast and washed up afterwards, ready for the next customers!

We also explored maths outside, finding examples of natural objects up to 5 and chopped and made our own vegetable soup, linked to our story of the week 'Pumpkin soup' by Helen Cooper.



Year 1 and Year 2

We have been learning about properties of materials in science, testing waterproof and absorbency. In art we have been looking at the work of Henri Matisse and creating our collages inspired by his work. In maths, we are learning about addition and subtraction.



Year 3 and 4


WOW! What a week of learning we have had in Mothecombe class. We are entering our 'final write' stage and the children will be applying all they have learnt to an independent piece of writing next week. They have used their great sense of humour to bring their characters to life and I am looking forward to reading their final piece. Our first topic of 'Place Value' in maths is nearly complete and we have all shown to be keen mathematicians. I am very excited to see what they achieve next!

Finally, we visited Carswell Farm on Thursday. What a treat for the children! Having never been myself, I marvelled at how knowledgeable and 'hands on' the children were. We made bread, identified different crops, apple picked and went on a colour hunt. The children built some excellent dens and we also learnt about hedgehogs. We even made our own hedgehogs and hedgehog poo!




Year 5 and 6

Bigbury have had a fantastic week. We have been learning about the ancient Egyptians in history and how they used to write using hieroglyphics. The children practised writing words in hieroglyphics, then used the symbols and pictures to create their own sentences for each other to translate! Everyone has also worked hard in maths, developing their understanding of place value and numbers up to 10 million. Well done for all your hard work this week, Bigbury class!



Forest School

At forest school this week Years 4, 5 and 6 made blackberry pancakes. They were delicious! The children also made leaf rubbings of sycamore, hazel, oak and beech leaves, along with descriptions of each leaf.





APPLE DAY 2023

Saturday 7 October
11.30am to 3.30pm

Holbeton Community Orchard
Village Hall if weather is bad

Apple pressing on the giant oak press

Live music

Cider Stall & Bar

Gourmet burgers

Tea, Coffee & homemade cakes

Craft activities for children

Juice & produce

Raffle

Meet our local Moth Man

Diary Dates

Autumn Term 1

Thursday 28th September	Mothecombe Class attending Farm School
Monday 9 th October	Year 6 Junior Life Skills at Ivybridge Community College (morning only)
Monday 9 th October Wednesday 11 th October	Parent Consultation Evenings
Tuesday 10 th October	Ivybridge Community College meeting for Year 6 parents. 5:30pm At Holbeton School
Tuesday 17 th October	Wonwell Class attending Farm School
Thursday 19 th October	Harvest celebration at the church 2pm

Autumn Term 2

Monday 30 th October	Non pupil day
Friday 17 th November	Children in Need Day – arrangements to follow
Friday 1 st December	Christmas decoration making open morning for parents to attend 9-10
Thursday 7 th December	Christmas Jumper Day
Week beginning 11 th December TBC	KS1 Nativity KS2 Carol Service
Monday 18 th December	Children's Christmas lunch
Final week of term	No Clubs



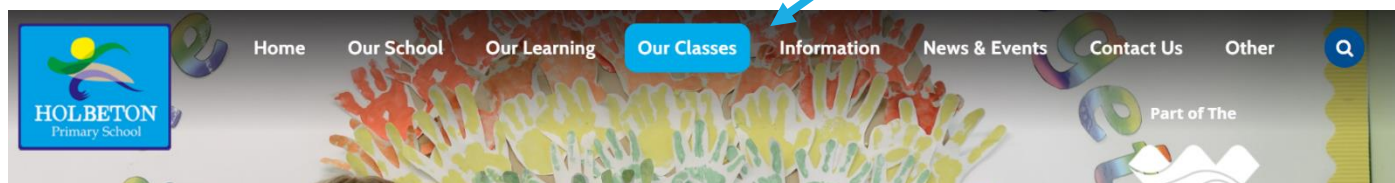
Curriculum

Each class has PE on the following days:

Stoke	Wednesday
Wonwell	Friday
Mothecombe	Friday
Bigbury	Monday



Our class Parent Overviews are now available on the class pages of the school website.



At National Online Safety, we believe in empowering parents, carers and trusted adults with the information to hold an informed conversation about online safety with their children, should they feel it is needed. This guide focuses on one of many issues which we believe trusted adults should be aware of. Please visit www.nationalonlinesafety.com for further guides, hints and tips for adults.

ONLINE SAFETY FOR UNDER 5s

10 Top Tips for Parents and Carers

According to Ofcom's most recent research, a significant proportion of children are already online by the time they start school, with 17% of 5-year-olds owning their own mobile phone and 50% using messaging platforms. As becoming familiar with technology is generally encouraged in younger children – and has been essential for education during the pandemic – it is crucial that trusted adults recognise both the benefits and the risks of infants and toddlers using digital devices. We've compiled our top tips to help the under-5s start their online safety journey.

1 USE DEVICES TOGETHER

This lets you monitor and control what your child is using the device for. It also provides the interaction that supports children's understanding of what they're seeing – allowing them to ask you questions, and so on.

PARENT CODE:

2 ACTIVATE PARENTAL CONTROLS

Most digital devices have built-in parental controls that can limit the type of content children have access to. If your little one uses any device (even borrowing yours), it's a good idea to explore what controls the device has and enable them whenever they have access to it.

6 BLOCK IN-APP PURCHASES

If your child uses a device that's linked to a payment method (such as a bank card), use the parental controls to block buys from app stores, as well as in-app purchases. That will prevent your child from accidentally spending money while on your device.

7 CHOOSE SAFE APPS AND SITES

There are some fantastic apps and platforms that are specifically designed to be safer for children. Always check the PEGI age rating before downloading an app, and test it yourself before allowing your child to use it.

3 MANAGE SCREEN TIME

This can be tricky, especially if your child is interested in a certain video, app or game. Try to agree on some ground rules and get your child into a routine which includes certain times of the day when they go without devices.

8 INVOLVE THE FAMILY

If your toddler has older siblings, it's likely that their rules for device use will be different – and that they'll access content that isn't appropriate for younger ones (a particular worry if they share devices). Encourage the whole family to be good role models and help little ones stay safe online.

4 TALK ABOUT BEING SAFE ONLINE

Just like we teach children about being safe in the real world, we need to educate them about how to stay safe online. Use age-appropriate language to help them understand, and plenty of hand gestures can reinforce what you're telling them.

9 IF IN DOUBT, ASK

The easiest way to find out what your child is doing online is usually just to talk about it with them. Developing an open dialogue at an early age helps them grow up feeling able to talk to you about their digital life – providing opportunities to intervene if you're concerned.

5 SET A GOOD EXAMPLE

Children often learn by watching and copying those around them, and using digital devices is no exception. When you're around your child, try to follow the same rules that you've set for them. Let them see you balancing your time online with interacting with people in real life, too.

10 SUPPORT CREATIVE & ACTIVE PLAY

Physical and creative activities are important for a child's wellbeing, and there are plenty of ways to incorporate technology into that. For example, you could encourage games that require physical movement; dance and sing along to songs your child loves; and follow step-by-step crafting videos.

Meet Our Expert

Konstantina Moustaka is a professional development and EYFS coordinator at an 'outstanding' nursery school in London. She has been working as a nursery and early years practitioner, both in the UK and internationally, for the past 16 years.



NOS National Online Safety®
#WakeUpWednesday

Source: <https://www.ofcom.gov.uk/consult/condocs/childrens-media-use-and-attitudes-report-2022.pdf>



www.nationalonlinesafety.com



@natonlinesafety



/NationalOnlineSafety



@nationalonlinesafety

Users of this guide do so at their own discretion. No liability is entered into. Current as of the date of release: 11.05.2022